


# HOW TO GET TO YOUR VIRTUAL CL



STEP 1 After powering up the laptop, log in with the username and password credentials provided by the teacher



STEP 2



STEP 3 Once inside the program, find the teacher's Team. It is possible that you may already be in the correct Team if your student used the program in school



STEP 4 Once you are in the Team, click GENERAL -> Find the DARK BLUE box that shows a meeting is occurring -> Click JOIN